



RETAINER AND WHITENING PROGRAM

PROTECT YOUR TO SIGNATURE SMILE

WHY DO MOST PATIENTS CHOOSE TO SIGN UP?

- Retention is the most important phase of orthodontic treatment; no one wants their teeth to shift
- Patients want whiter teeth
- Teeth shift the most in the first 5 years and can shift even after a few days if a retainer is lost
- Peace of mind for patients and parents - no stress if retainers are lost
- Many patients have to pay for additional orthodontic treatment in the future if retainers are lost and teeth shift
- Retainers are often misplaced at school, work, or when traveling
- Dogs chew them
- Patients may split time between two households

PROGRAM DETAILS

- 5-year program for \$880 (just a little more than the cost of a set of retainers plus an office visit fee)
- Each retainer is only \$30, and we can print immediate retainers to be mailed or picked up
- Includes a kit of whitening gel to use in your retainers
- All office visit fees are waived during these 5 years (\$150 value per appointment)
- Does not include bonded retainers or straightening teeth that have shifted

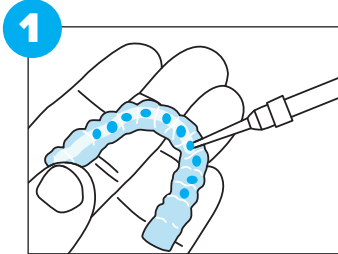
PLAN SELECTION

- ☐ Pay in Full (\$880)
- ☐ 4 Monthly Payments (\$220/mo)

Parent/Patient Signature

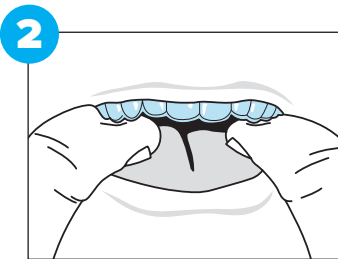


PROFESSIONAL AT HOME WHITENING SYSTEM



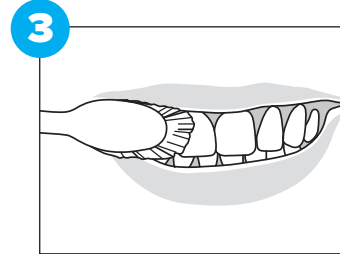
PREPARATION

Load tray by expressing a small pea-sized amount into each of the front 10 teeth inside the tray on the cheek side.

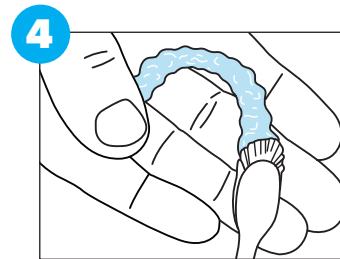


USE

1. Insert tray in front of a mirror and watch for any gel displacement out of the tray. If this occurs, remove gel from the tissue using a toothbrush. Do not swallow rinsed gel.
2. Wear whitening gel 8-10 hours or overnight. Each syringe contains sufficient gel for approximately 3-4 days of treatment.



At the completion of treatment time, remove the tray, rinse and brush the gel from the teeth. Do not swallow rinsed gel.



CLEANUP

1. Clean the tray with a toothbrush and water after use and store in a clean dry container.

NOTE: If you have any persistent sensitivity or questions regarding this treatment, please consult your dental professional.

Follow all recommendations provided by your dental professional. Results may vary. Contact your dental professional with questions.

FOR PROFESSIONAL DISTRIBUTION ONLY

INGREDIENTS:

Glycerin, Water (Agua), Xylitol, Urea (Carbamide) Peroxide, Carbomer, PEG-6, Sodium Hydroxide, EDTA, Peppermint Oil (Aroma), Potassium Nitrate, Sodium Fluoride



PROPER USE, WARNINGS, AND PRECAUTIONS

- **Whiten upper teeth for 4-7 consecutive days only. Do not whiten in consecutive weeks.**
- **Start with upper teeth no further back than the 2nd bicuspid so you can compare any changes w/the lower.**
- Ideally save your gel for the upper teeth only since many times the lowers are not as visible.
- Plan to whiten every 3-4 months as needed.
- Some patients may experience temporary discomfort of the teeth, gums, lips, throat, or tongue. Should any of these symptoms persist or worsen then discontinuing use, or in cases of severe discomfort call your dental professional. **Ultimately sensitivity may prevent you from whitening teeth. Please know there is no refund in this event.**
- Do not eat, drink, or use tobacco products while whitening trays are in place.
- Be aware that existing crowns, tooth-colored fillings, etc., do not whiten. For a small percentage of the population their teeth will not appreciably whiten.
- Wait at least 7-10 days after whitening procedures before placing new fillings.
- Hypocalcified areas (white spot lesions) which may not be visible to the naked eye, will whiten faster, thereby becoming more obvious during whitening. Often but not always this subsides as adjacent enamel whitens.
- Avoid direct contact of the active surface of the tooth whitening product with the gums and/or salivary flow.
- If large amounts are ingested, drink water & contact a physician. If aspirated seek immediate medical attention.
- Avoid contact with eyes. If contact occurs rinse immediately.
- Pregnant or nursing women should not use teeth whitening products.
- Material is NOT to be injected into the body, patients should dispose of syringes when empty.
- If you have any questions regarding this product, please consult your dental professional. Patients with serious health concerns should consult their physician prior to treatment.